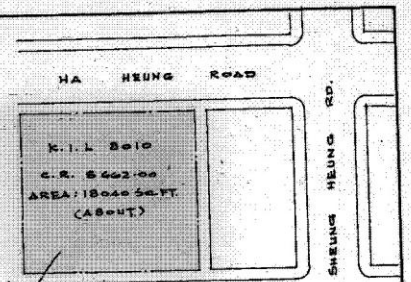
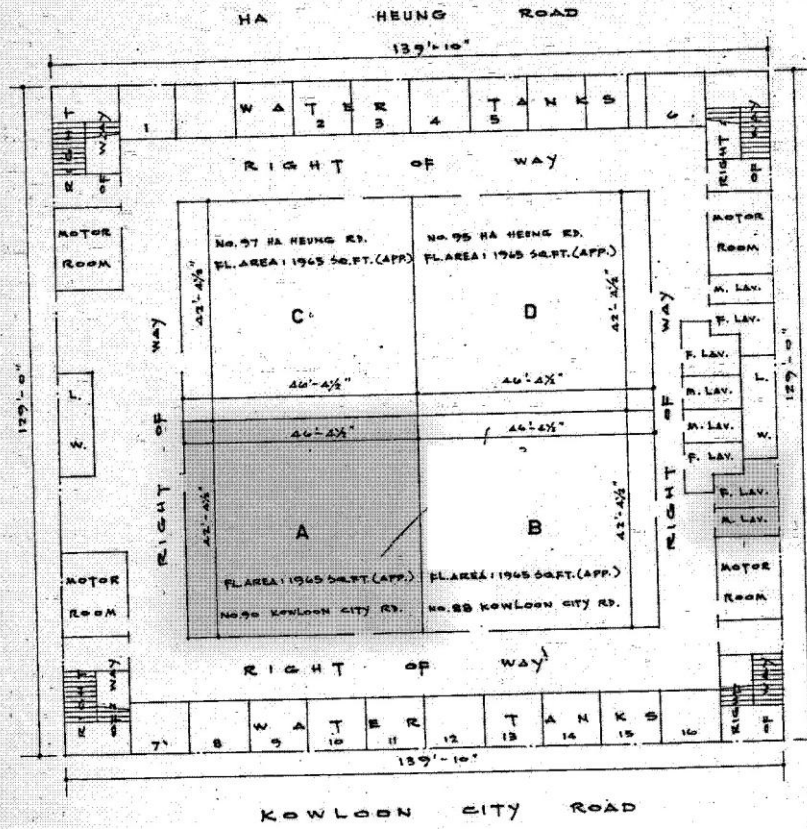
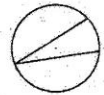


NO. 484400

KOWLOON INLAND LOT NO. 8010



BLOCK PLAN
SCALE: 1" = 100' ± 1/4"

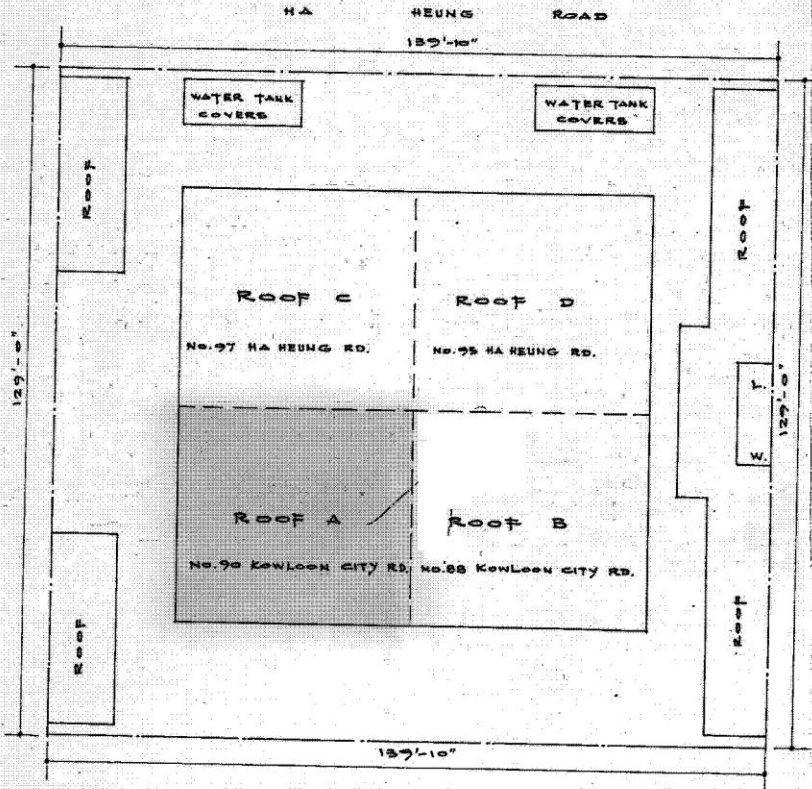


NG YOOK MAN
ARCHITECT
7 DEC 1984
吳煒英

10th FLOOR PLAN
SCALE: 1" = 24' ± 1/4"

No. 484400

KOWLOON INLAND LOT NO. 8010



ROOF PLAN

SCALE: 1" = 24'-0" = 1/2" IN

HA HEUNG ROAD

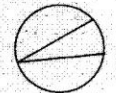
SHEUNG HEUNG ROAD

K.I.L. 5010
 C.R. 5662.00
 AREA: 15040 SQ. FT.
 (ABOUT)

KOWLOON CITY ROAD

BLOCK PLAN

SCALE: 100' = 1" IN



NG YOCK MAN
 ARCHITECT
 7000 1001
 吳焯英

